
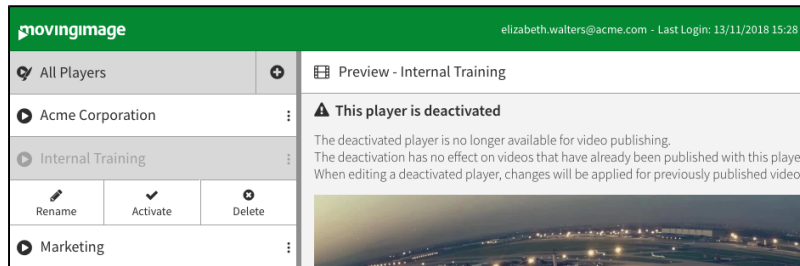



Activating a disabled Player

To enable a disabled player, perform the following steps:

1. First, highlight the disabled player, which you want to activate under "All Players" in the navigation.
2. Each player entry has a context navigation. Click the []-icon of the player, which you want to disable. This opens the context menu for the player.



3. Click on the [ Activate]-button. The player is thus reactivated and available for video publishing.