

# Third-party polling and surveys

## Introduction

Integration of third-party polling and surveys is now available in Webcast.

They can be enabled in the Webcast Manager.

## Create a poll or survey

First, create a third-party poll using a third-party application such as Google Forms or Survey Monkey.

Once the poll or survey is published, copy the URL of the poll or survey.

## Paste the URL in the Webcast Manager

Then, log in to the Webcast Manager.

After logging in and creating an event, navigate to the *appearances* tab.

Then scroll down to the Polls and Surveys section.

Here, paste the link of the third-party poll or survey you created.

Webcast Manager

(mi) Documentation

Aaron Chiang  
aaron.chiang@movingimage.com

Webcasts

Archived Webcasts

Themes

Forms

VideoManager

Streaming Server

Video Conference

User

(mi) Documentation / Webcasts / Test Event

Pre-live Aug 6, 2021 1:35 PM / Test Event



Configuration Security Appearance Presentations Languages Markers



Layout



Header


☒ Show header



Player \*



☒ Player left, slide right  

☐ Player left, slide right - compact  

☐ Slide left, player right  

☐ Player only (no slides) 

☐ Audio-only  

☐ Audio-only - compact  

Player size (Dual-view only) \*

Regular (= slide)

Theme

Theme \*

mi Documentation Theme

Forms

Registration form \*

Test Form

Interactivity

☐ No Interactivity

☐ Show Q&A

☒ Show Anonymous Q&A

☐ Show Unmoderated Chat

☐ Show Moderated Chat

Polls and Surveys

Add a poll or survey link

[https://docs.google.com/forms/d/e/1FAIpQLScbqUw0Z9QZ9Xgyl-yuUNEV\\_yEaYom1YW4FOM1cV6--](https://docs.google.com/forms/d/e/1FAIpQLScbqUw0Z9QZ9Xgyl-yuUNEV_yEaYom1YW4FOM1cV6--)